

Sicco Bus  
David Armstrong  
Ryan Crews  
Catherine Gooday  
Gustav Jarl  
Klaus Kirketerp-Moller  
Vijay Viswanathan  
Peter Lazzarini





[www.iwgdfguidelines.org](http://www.iwgdfguidelines.org)

# Guidelines on offloading foot ulcers in persons with diabetes

## IWGDF 2023 update





# Working group: Members

**CHAIR**



**Prof. Dr. Sicco A. Bus**

Netherlands



**Prof. Dr. David Armstrong**

USA



**A/Prof. Ryan Crews**

USA



**Catherine Gooday**

UK

**SECRETARY**



**A/Prof. Dr. Gustav Jarl**

Sweden



**Dr. Klaus Kirketerp-Møller**

Denmark



**Dr. Vijay Viswanathan**

India



**Dr. Peter Lazzarini**

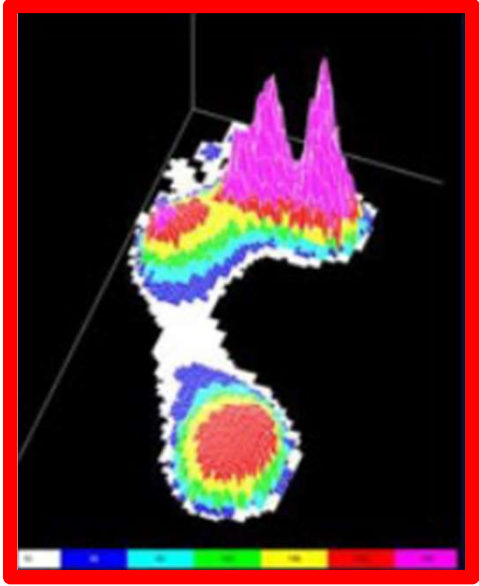
Australia



# Background: Foot ulcer cause



+



=




Figure 1. Common Pathway of Diabetic Foot Ulcer Occurrence and Recurrence.


1. Armstrong et al N Eng J Med 2017



[www.iwgdfguidelines.org](http://www.iwgdfguidelines.org)



# Background: Offloading treatment



<p>Traditional TCC</p>	<p>Instant TCC</p>	<p>Removable boot</p>
<p>CROW Boot</p>	<p>Ankle walker</p>	<p>Post-op Shoe</p>
<p>Footwear</p>	<p>Felt</p>	<p>Surgery</p>





# Background: Offloading guideline

Received: 1 February 2019 | Revised: 1 May 2019 | Accepted: 20 May 2019  
 DOI: 10.1002/dmrr.3274



SUPPLEMENT ARTICLE

WILEY

## Guidelines on offloading foot ulcers in persons with diabetes (IWGDF 2019 update)

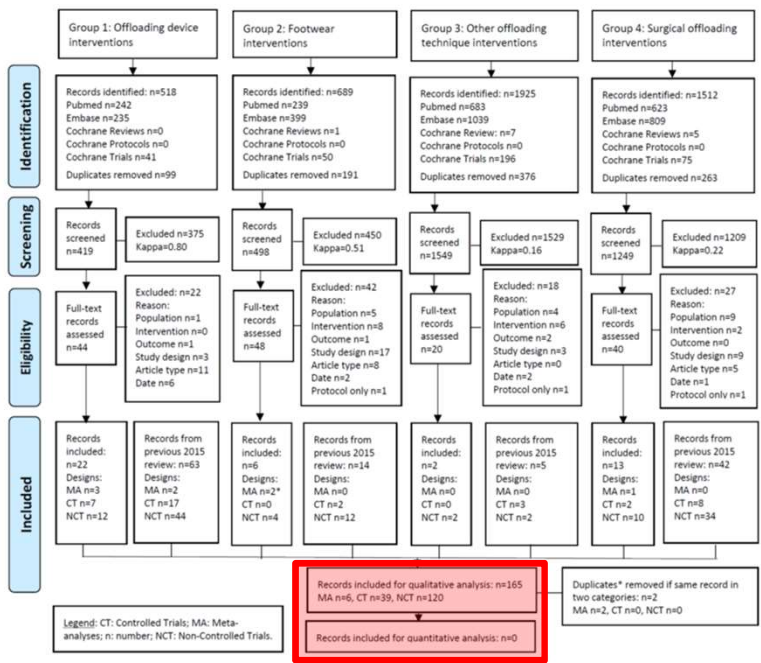
Sicco A. Bus<sup>1</sup> | David G. Armstrong<sup>2</sup> | Catherine Gooday<sup>3,4</sup> | Gustav Jarl<sup>5,6</sup> | Carlo F. Caravaggi<sup>7,8</sup> | Vijay Viswanathan<sup>9</sup> | Peter A. Lazzarini<sup>10,11</sup>  
 on behalf of the International Working Group on the Diabetic Foot (IWGDF)

<sup>1</sup>Amsterdam UMC, University of Amsterdam, Department of Rehabilitation Medicine, Amsterdam Movement Sciences, Amsterdam, The Netherlands  
<sup>2</sup>Southwestern Academic Limb Salvage Alliance (SALSAL), Department of Surgery, Keck School of Medicine of University of Southern California (USC), Los Angeles, California  
<sup>3</sup>Alan Barton Diabetes Centre, Norfolk and Norwich University Hospitals, Norwich, UK  
<sup>4</sup>School of Health Sciences, University of East Anglia, Norwich, UK  
<sup>5</sup>Department of Prosthetics and Orthotics, Faculty of Medicine and Health, Örebro University, Örebro, Sweden  
<sup>6</sup>University Health Care Research Center, Faculty of Medicine and Health, Örebro University, Örebro, Sweden  
<sup>7</sup>Diabetic Foot Department, IRCCS MultiMedica Group, Milan, Italy  
<sup>8</sup>Università Vita-Salute San Raffaele, Milan, Italy  
<sup>9</sup>MV Hospital for Diabetes, Chennai, India  
<sup>10</sup>School of Public Health and Social Work, Queensland University of Technology, Brisbane, Queensland, Australia  
<sup>11</sup>Allied Health Research Collaborative, The Prince Charles Hospital, Brisbane, Queensland, Australia

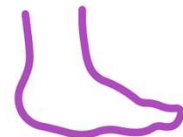

Correspondence  
 S.A. Bus, Amsterdam UMC, University of Amsterdam, Department of Rehabilitation Medicine, Amsterdam Movement Sciences, Amsterdam, The Netherlands.  
 Email: s.a.bus@amsterdamumc.nl

**Abstract**  
 The International Working Group on the Diabetic Foot (IWGDF) has published evidence-based guidelines on the prevention and management of diabetic foot disease since 1999. This guideline is the use of offloading interventions to promote the healing of foot ulcers in people with diabetes and updates the previous IWGDF guideline.  
 We followed the GRADE methodology to devise clinical questions and critically important outcomes in the PICO format, to conduct a systematic review of the medical-scientific literature, and to write recommendations and their rationale. The recommendations are based on the quality of evidence found in the systematic review, expert opinion where evidence was not available, and a weighing of the benefits and harms, patient preferences, feasibility and applicability, and costs related to the intervention.  
 For healing a neuropathic plantar forefoot or midfoot ulcer in a person with diabetes, we recommend that a nonremovable knee-high offloading device is the first choice of offloading treatment. A removable knee-high and removable ankle-high offloading device are to be considered as the second- and third-choice offloading treatment, respectively, if contraindications or patient intolerance to nonremovable offloading exist. Appropriately, fitting footwear combined with felted foam can be considered as the fourth-choice offloading treatment. If non-surgical offloading fails, we recommend to consider surgical offloading interventions for healing metatarsal head and digital ulcers. We have added new recommendations for the use of offloading treatment for healing ulcers that are complicated with infection or ischaemia and for healing plantar heel ulcers.  
 Offloading is arguably the most important of multiple interventions needed to heal a neuropathic plantar foot ulcer in a person with diabetes. Following these recommendations will help health care professionals and teams provide better care for diabetic patients who have a foot ulcer and are at risk for infection, hospitalization, and amputation.

**KEYWORDS**  
 cast, diabetic foot, foot ulcer, footwear, guidelines, offloading, surgery



www.iwgdfguidelines.org



# Background: 2019 Offloading medalists





# Launch: Offloading guideline

Received: 1 February 2019 | Revised: 1 May 2019 | Accepted: 20 May 2019  
DOI: 10.1002/dmrr.3274



SUPPLEMENT ARTICLE

WILEY

## Guidelines on offloading foot ulcers in persons with diabetes (IWGDF 2019 update)

Sicco A. Bus<sup>1</sup> | David G. Armstrong<sup>2</sup> | Catherine Gooday<sup>3,4</sup> | Gustav Jarl<sup>5,6</sup> | Carlo F. Caravaggi<sup>7,8</sup> | Vijay Viswanathan<sup>9</sup> | Peter A. Lazzarini<sup>10,11</sup>  
on behalf of the International Working Group on the Diabetic Foot (IWGDF)

<sup>1</sup>Amsterdam UMC, University of Amsterdam, Department of Rehabilitation Medicine, Amsterdam Movement Sciences, Amsterdam, The Netherlands  
<sup>2</sup>Southwestern Academic Limb Salvage Alliance (SALSAL), Department of Surgery, Keck School of Medicine of University of Southern California (USC), Los Angeles, California  
<sup>3</sup>Usher Institute, University of Edinburgh, Edinburgh, UK  
<sup>4</sup>Norwich University Hospitals, Norwich, UK  
<sup>5</sup>School of Health Sciences, University of East Anglia, Norwich, UK  
<sup>6</sup>Department of Prosthetics and Orthotics, Faculty of Medicine and Health, Örebro University, Örebro, Sweden  
<sup>7</sup>University Health Care Research Center, Faculty of Medicine and Health, Örebro University, Örebro, Sweden  
<sup>8</sup>Diabetic Foot Department, IRCCS MultiMedica Group, Milan, Italy  
<sup>9</sup>University Vita-Salute San Raffaele, Milan, Italy  
<sup>10</sup>MVJ Hospital for Diabetes, Chennai, India  
<sup>11</sup>School of Public Health and Social Work, Queensland University of Technology, Brisbane, Queensland, Australia  
<sup>12</sup>Allied Health Research Collaborative, The Prince Charles Hospital, Brisbane, Queensland, Australia

**Abstract**  
The International Working Group on the Diabetic Foot (IWGDF) has published evidence-based guidelines on the prevention and management of diabetic foot disease since 1999. This guideline is one of us of offloading interventions to promote the healing of foot ulcers in people with diabetes and updates the previous IWGDF guideline.  
We followed the GRADE methodology to devise clinical questions and critically important outcomes in the PICO format, to conduct a systematic review of the medical-scientific literature, and to write recommendations and their rationale. The recommendations are based on the quality of evidence found in the systematic review, expert opinion where evidence was not available, and a weighing of the benefits and harms, patient preferences, feasibility and applicability, and costs related to the intervention.  
For healing a neuropathic plantar forefoot or midfoot ulcer in a person with diabetes, we recommend that a nonremovable knee-high offloading device is the first choice of offloading treatment. A removable knee-high and removable ankle-high offloading device are to be considered as the second- and third-choice offloading treatment, respectively, if contraindications or patient intolerance to nonremovable offloading exist. Appropriately, fitting footwear combined with felted foam can be considered as the fourth-choice offloading treatment. If non-surgical offloading fails, we recommend to consider surgical offloading interventions for healing metatarsal head and digital ulcers. We have added new recommendations for the use of offloading treatment for healing ulcers that are complicated with infection or ischaemia and for healing plantar heel ulcers.  
Offloading is arguably the most important of multiple interventions needed to heal a neuropathic plantar foot ulcer in a person with diabetes. Following these recommendations will help health care professionals and teams provide better care for diabetic patients who have a foot ulcer and are at risk for infection, hospitalization, and amputation.

**KEYWORDS**  
cast, diabetic foot, foot ulcer, footwear, guidelines, offloading, surgery

International Working Group on the Diabetic Foot (IWGDF), www.iwgdfguidelines.org

Diabetes Metab Res Rev. 2020;36(5):e3274.  
https://doi.org/10.1002/dmrr.3274

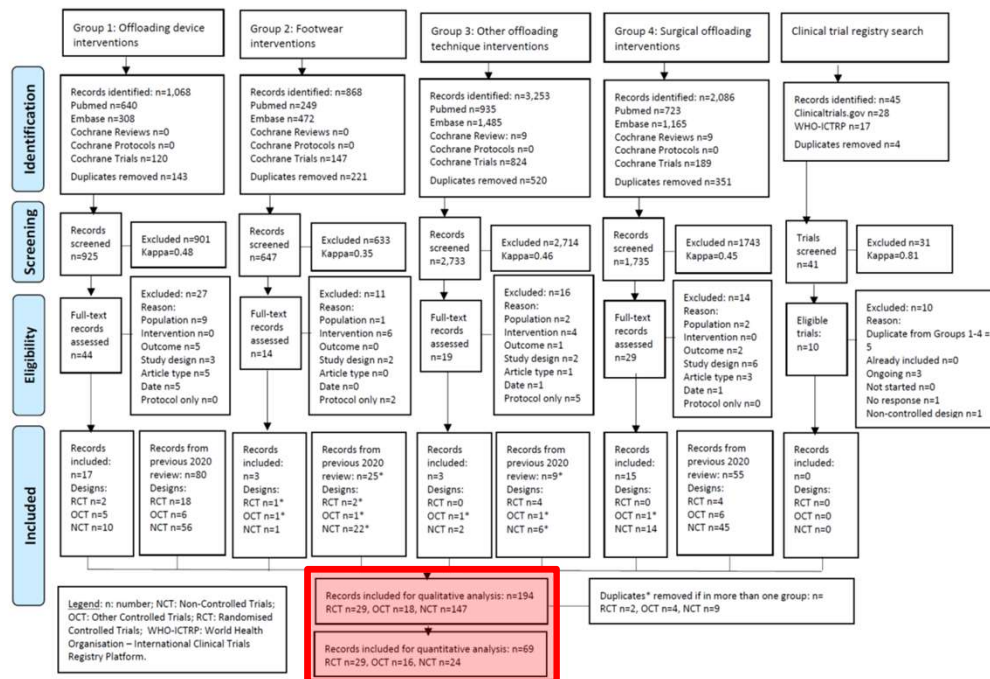
wileyonlinelibrary.com/journal/dmrr


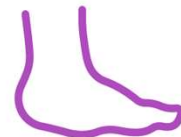

© 2020 John Wiley & Sons Ltd | 1 of 18



www.iwgdfguidelines.org

PRISMA Flow Diagram: IWGDF Offloading Systematic Review 2023





# Launch: 2023 Offloading medalists

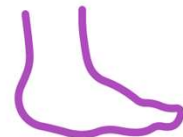







# Launch: Offloading pathway





## Launch: Key controversies

